

Fund Factsheet

SAM SUKUK SYARIAH SEJAHTERA



Tanggal pengambilan data/ **31-Jul-23**
All data expressed as of

Reksa Dana Pendapatan Tetap Syariah/
Sharia-compliant Fixed Income Fund

MANAJER INVESTASI/ **INVESTMENT MANAGER**

PT Samuel Aset Manajemen ("SAM") didirikan berdasarkan Akta No. 166 tanggal 14 Mei 1997 dan memperoleh izin sebagai manajer investasi dari BAPEPAM No. KEP-06/PM/MI/1997 tanggal 21 Agustus 1997. SAM adalah perusahaan investasi yang menyediakan layanan produk investasi untuk nasabah domestik dan internasional.

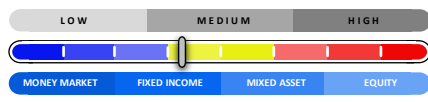
SAM was established based on Notarial Deed No. 166 dated 14 May 1997 and obtained in investment management from BAPEPAM on its Letter No. KEP-06/PM/MI/1997 dated 21 August 1997. SAM is an investment company that provides a comprehensive range of investment management products for domestic and international investors.

Tanggal Efektif/ <i>Effective date</i>	20-Jan-10
Nomor Surat Pernyataan Efektif/ <i>Effective Statement</i>	S-474/BL/2010
Tanggal Peluncuran/ <i>Launch Date</i>	10-Feb-10
Mata Uang/ <i>Currency</i>	IDR
Harga Unit (NAB per Unit)/ <i>Unit Price (NAV per Unit)</i>	2,477.00
Total Nilai Aktiva Bersih/ <i>Fund Size</i>	55.7 Bio
Minimum Investasi Awal/ <i>Minimum Initial Investment</i>	100.000
Jumlah Unit Yang Ditawarkan/ <i>Number of Offered Units</i>	1.000.000.000
Periode Penilaian/ <i>Valuation Period</i>	Harian/ <i>Daily</i>
Biaya Pembelian/ <i>Subscription Fee</i>	Max. 1%
Biaya Penjualan Kembali/ <i>Redemption Fee</i>	Tidak ada
Biaya Pengalihan/ <i>Switching Fee</i>	Tidak ada
Biaya Manajemen/ <i>Management Fee</i>	Max. 1,8% p.a
Biaya Kustodian/ <i>Custodian Fee</i>	Max. 0.2% p.a
Bank Kustodian/ <i>Custodian Bank</i>	Bank CIMB Niaga
Kode ISIN/ <i>ISIN Code</i>	IDN000094802

Risiko-risiko Utama/ *Main Risks* :

- Risiko Perubahan Kondisi Ekonomi dan Politik
Risk of Deteriorating Economic and Political Conditions
- Risiko Wanprestasi
Risk of Default
- Risiko Berkurangnya Nilai Unit Penyertaan
Risk of decreased value of participating unit
- Risiko Likuiditas
Risk of Liquidity
- Risiko Perubahan Peraturan
Risk of Regulatory Change
- Risiko Pembubaran dan Likuidasi
Risk of Liquidation and Dissolution

Profil Risiko/ *Risk Profile*



Reksadana SAM | Reksadana.sam
Reksadana SAM | Reksadanasam

TUJUAN INVESTASI/ **INVESTMENT OBJECTIVE**

Untuk memperoleh imbal hasil yang optimal bagi pemegang Unit Penyertaan dengan berinvestasi pada efek Sukuk yang diterbitkan oleh Negara Republik Indonesia dan Korporasi yang berdomisili di Indonesia.

To obtain optimum investment returns for unit holders by investing in Sukuk instruments which are issued by the Republic of Indonesia and corporations domiciled in Indonesia.

KEBIJAKAN INVESTASI/ **INVESTMENT POLICY**

80% - 98%	Sukuk <i>Sukuk Instrument</i>
2% - 20%	Pasar Uang - Syariah <i>Sharia-compliant money market instrument</i>
92.84%	Sukuk <i>Sukuk Instrument</i>
7.16%	Pasar Uang—Syariah <i>Sharia-compliant money market instrument</i>

ALOKASI ASET/ **ALLOCATION OF INVESTMENT POLICY**

92.84%	Sukuk <i>Sukuk Instrument</i>
7.16%	Pasar Uang—Syariah <i>Sharia-compliant money market instrument</i>

PORTOFOLIO TERBESAR/ **TOP HOLDING**

(menurut abjad/ *in alphabetical order*)

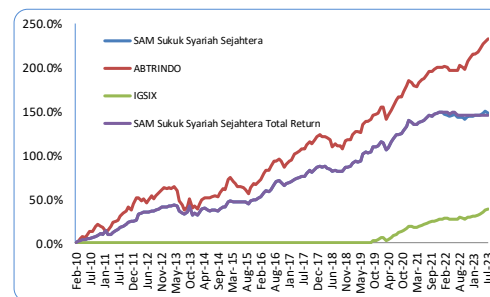
Portfolio	%
Money Market	7.2
SBSN Seri PBS012	20.9
SBSN Seri PBS023	9.7
SBSN Seri PBS025	15.7
SBSN Seri PBS029	9.0
SBSN Seri PBS037	9.3
SIB I Sampoerna Agro Thp III 2022 Seri B	7.2
SIB II PLN Thp III 2018 Seri B	9.1
SMB II Pegadaian Thp II 2022 Seri B	5.4
SIB III PLN Thp II 2018 Seri D	2.2

KINERJA/ **PERFORMANCE**

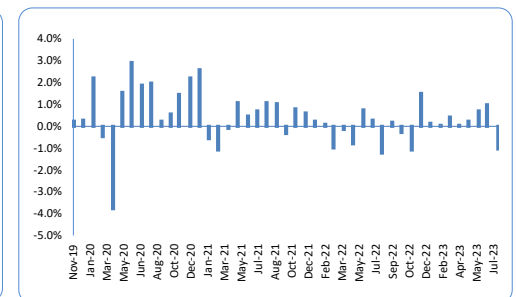
Period ended July 31, 2023 (Actual)

	YTD	1 MONTH	3 MONTHS	6 MONTHS	1 YEAR	3 YEARS	5 YEARS	CAGR SINCE INCEPTION
SAM Sukuk Syariah Sejahtera	1.39%	-1.03%	0.65%	1.34%	1.82%	11.01%	35.73%	6.96%
SAM Sukuk Syariah S. Total Return	4.54%	0.17%	1.76%	3.65%	8.06%	19.04%	45.27%	7.50%
IGSIX	6.84%	0.78%	4.01%	5.88%	8.89%	26.11%	n.a.	2.44%
Indeks ABTRINDO	7.10%	0.92%	3.62%	5.66%	12.00%	26.47%	56.66%	7.81%
Best Monthly Return	Oct-13	5.98%						

Kinerja sejak diluncurkan/ **Unit Price Movement since Inception**



Kinerja Bulanan dalam 5 Tahun Terakhir/ **Monthly Returns during the Last 5 Years**



BANK KUSTODIAN/ **CUSTODIAN BANK**

PT Bank CIMB Niaga Tbk merupakan bank swasta nasional pertama yang memperoleh persetujuan OJK sebagai Bank Kustodian di Pasar Modal berdasarkan surat Keputusan BAPEPAM No. KEP-71/PM/1991 tanggal 22 Agustus 1991.

PT Bank CIMB Niaga Tbk is the first national private bank to obtain OJK approval as a Custodian Bank in the Capital Market based on BAPEPAM Decree No. KEP-71/PM/1991 dated 22 August 1991.

PENGHARGAAN/ **AWARD**

2021 Oct	BareksaKontanOvo	Gold Winner Best Syariah Fixed Income - 3 Years	2014 May	Lipper-Reuters	Best Global Islamic Bond Fund 2014
2021 Oct	BareksaKontanOvo	Gold Winner Best Syariah Fixed Income - 5 Years	2013 Jan	Kontan	Highest Fixed Income Fund 1 Year Return 2012
2021 Oct	BareksaKontanOvo	Gold Winner Best Manager Investasi - Fixed Income	2012 Apr	Kontan	Best Fixed Income YTD Return

Prospektus dapat diakses di/ *Prospectus is available at*
www.sam.co.id

Informasi Bukti Kepemilikan Reksa Dana dapat diakses di/
Mutual Fund Units Ownership is available at
<https://kses.ksei.co.id>

INVESTASI MELALUI REKSA DANA MENDANGUNG RISIKO, SEBELUM MEMUTUSKAN BERINVESTASI, CALON INVESTOR WAJIB MEMBACA DAN MEMAHAMI PROSPEKTUS. KINERJA MASA LALU TIDAK MENJAMIN/ MENCERMINKAN INDIKASI KINERJA DIMASA YANG AKAN DATANG.

INVESTMENT IN MUTUAL FUND CONTAINS RISK, PRIOR TO INVESTING IN MUTUAL FUND, INVESTOR MUST READ AND UNDERSTAND THE FUND PROSPECTUS, PAST PERFORMANCE DOES NOT INDICATED FUTURE PERFORMANCE.